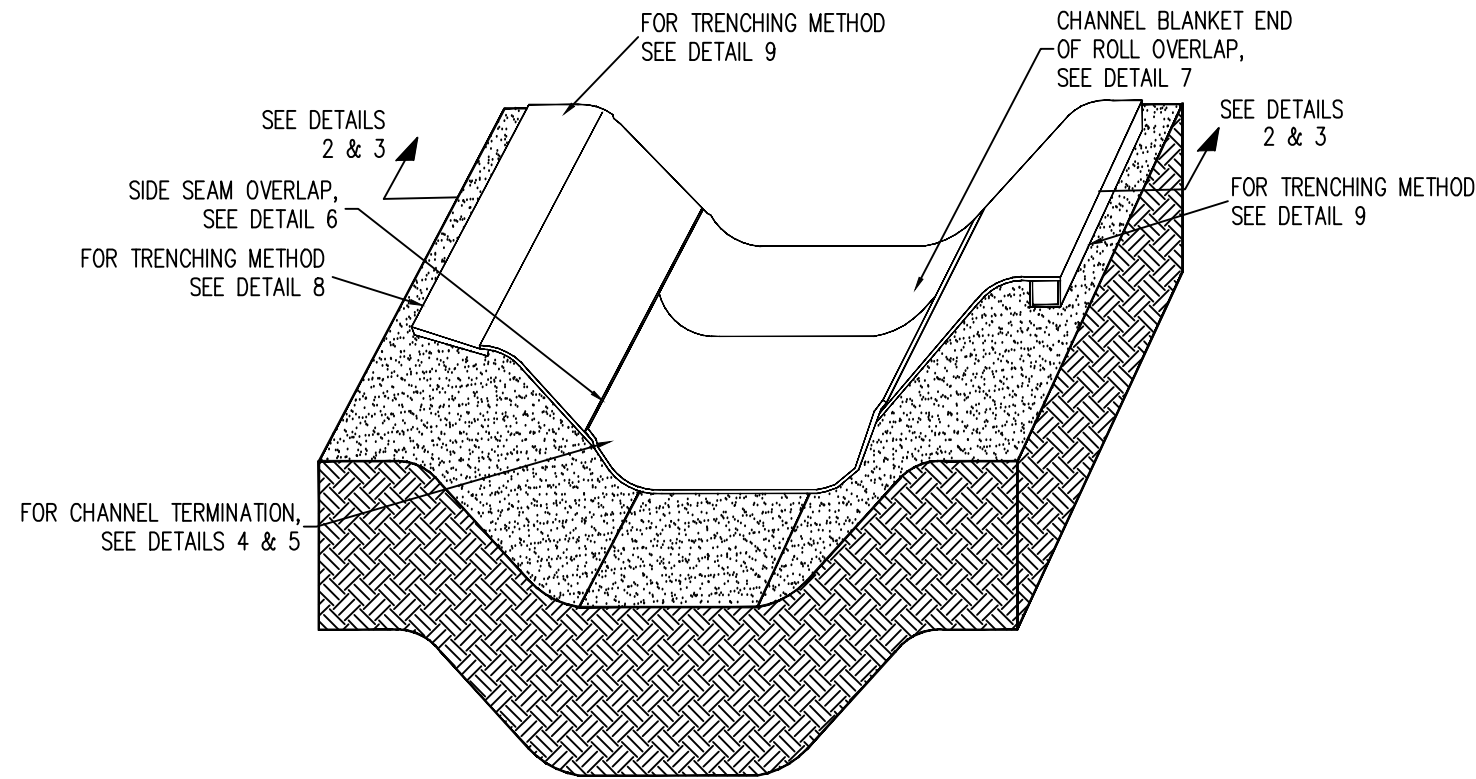


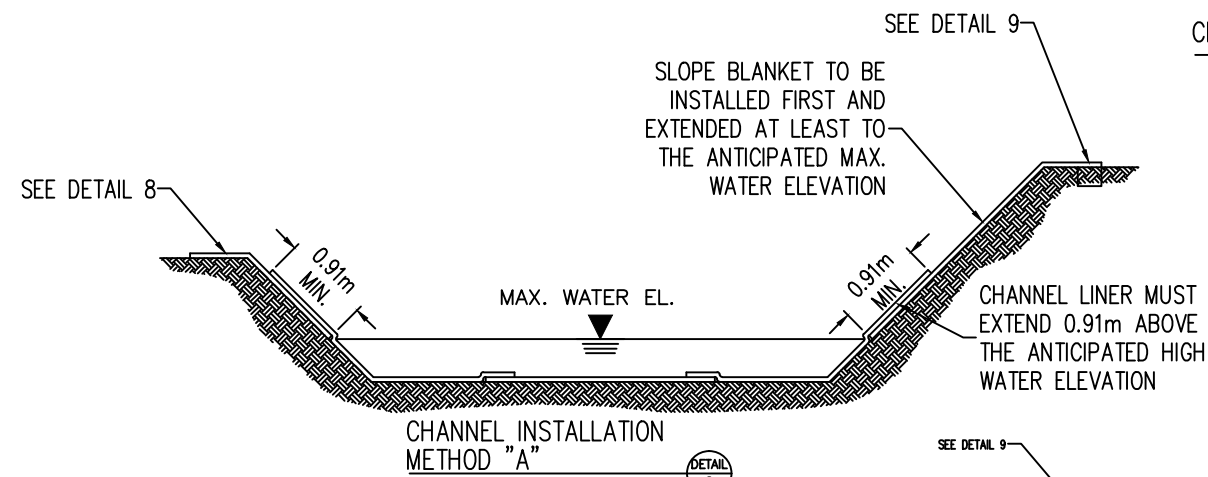
NOTES

1. NOT TO SCALE.
2. ALL DIMENSIONS ARE IN METERS OR UNLESS OTHERWISE SHOWN.
3. STAPLE PATTERNS ARE DEPENDENT ON SITE CONDITIONS; SEE STAPLE PATTERN GUIDE FOR DETAILS.



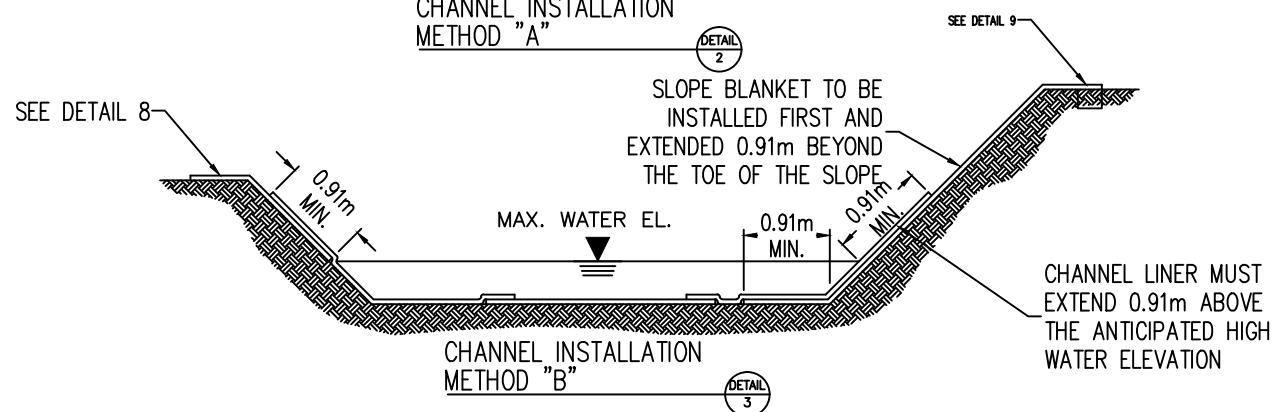
CHANNEL DETAIL

DETAIL 1



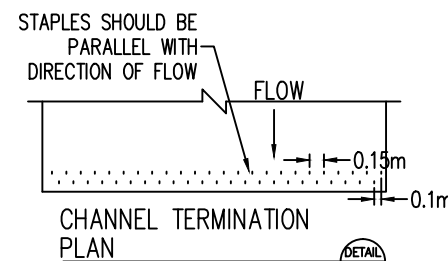
CHANNEL INSTALLATION METHOD "A"

DETAIL 2



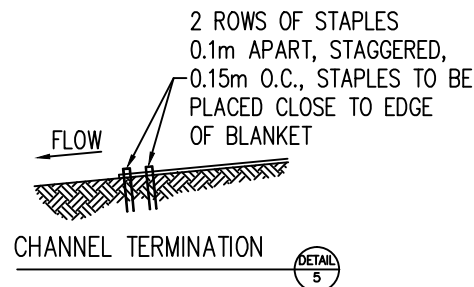
CHANNEL INSTALLATION METHOD "B"

DETAIL 3



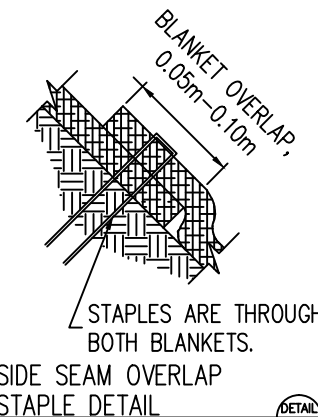
CHANNEL TERMINATION PLAN

DETAIL 4



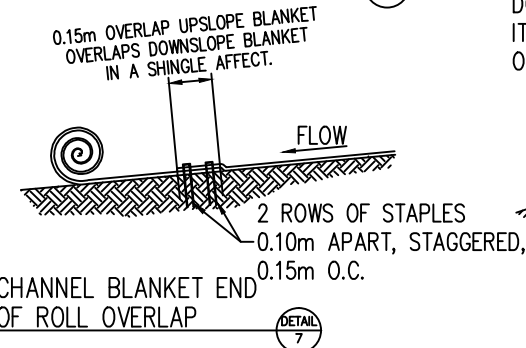
CHANNEL TERMINATION

DETAIL 5



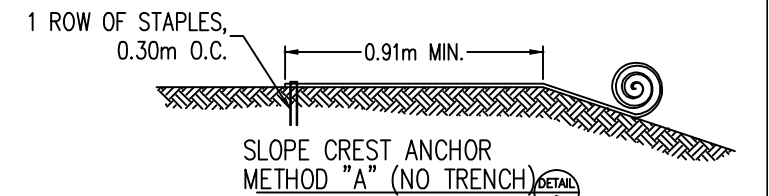
SIDE SEAM OVERLAP STAPLE DETAIL

DETAIL 6



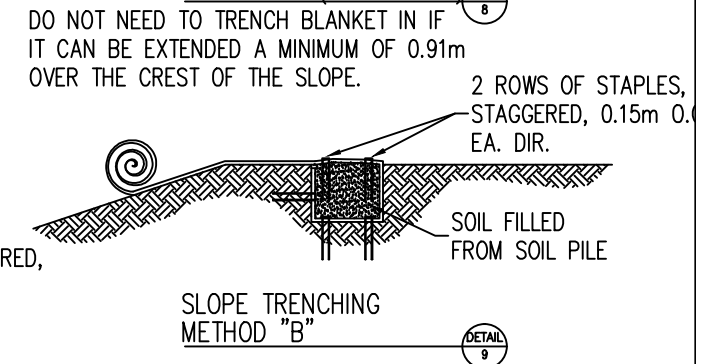
CHANNEL BLANKET END OF ROLL OVERLAP

DETAIL 7



SLOPE CREST ANCHOR METHOD "A" (NO TRENCH)

DETAIL 8



SLOPE TRENCHING METHOD "B"

DETAIL 9

COPYRIGHT 2014, TERRAFIX GEOSYNTHETICS INC.

terrafix
geosynthetics inc.

455 Horner Avenue
Toronto, Ontario
M8W 4W9
Tel:(416) 674-0363

REVISIONS \ ISSUE

NO.	DATE	DESCRIPTION

Project Number

Date Drawn
07/18/2014

Scale
N.T.S.

Designed by

Drawn by

Checked by

C200
COCONUT - DOUBLE NET

TYPICAL CHANNEL APPLICATION DETAIL

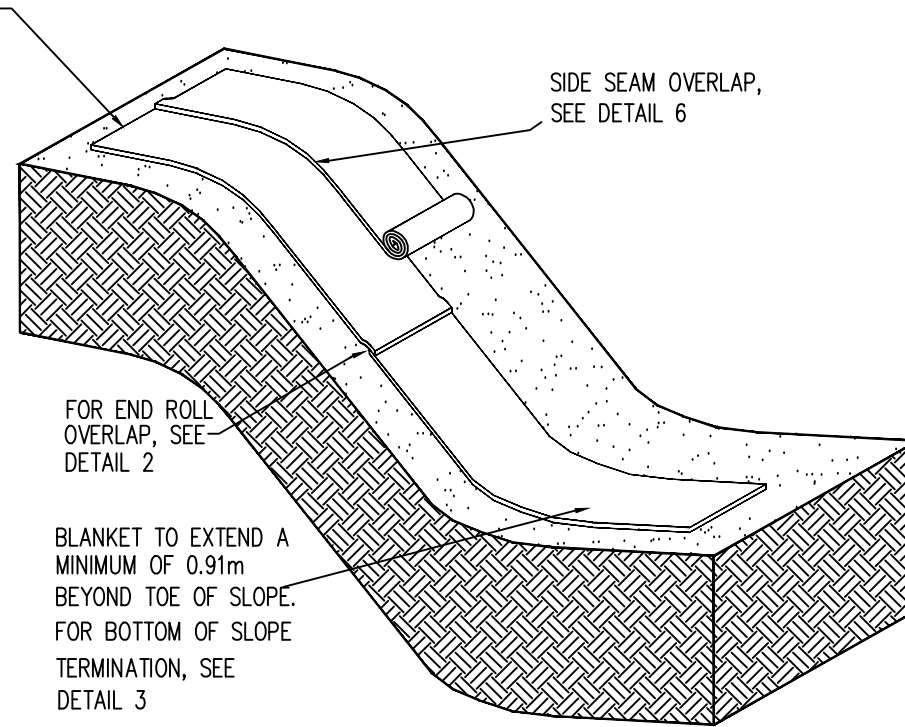
Sheet Number

1 OF 1

NOTES

1. NOT TO SCALE.
2. ALL DIMENSIONS ARE IN METERS OR UNLESS OTHERWISE SHOWN.
3. STAPLE PATTERNS ARE DEPENDENT ON SITE CONDITIONS, SEE STAPLE PATTERN GUIDE FOR DETAILS.

EXTEND BLANKET A MINIMUM OF 0.91m OVER CREST OF SLOPE, SEE DETAIL 4. TRENCHING NEEDED IF A MINIMUM OF 0.91m IS NOT AVAILABLE AT THE CREST OF SLOPE OR IF OVERLAND FLOW IS ANTICIPATED FROM UPLAND SEE DETAIL 5



SLOPE DETAIL

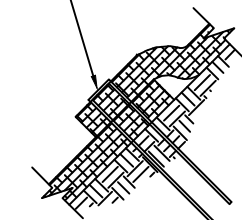
DETAIL 1

END SEAM OF BLANKETS OVERLAP 0.05m-0.10m. PLACE STAPLES, ONE ON EACH CORNER OF BLANKET, 0.31m O.C. ALONG BLANKET END THROUGH BOTH BLANKETS. UPSLOPE BLANKET LAPS OVER DOWNSLOPE BLANKETS IN A SHINGLE AFFECT.

STAPLE 0.31m O.C. ALONG BLANKET AT SLOPE CHANGE

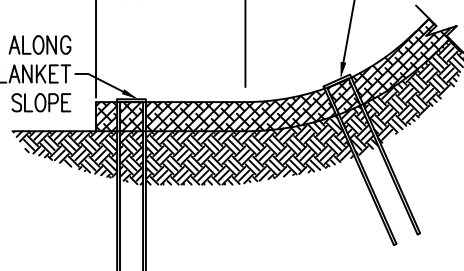
STAPLE 0.31m O.C. ALONG BOTTOM OF BLANKET AT THE END OF SLOPE

0.91m MIN.



END ROLL OVERLAP

DETAIL 2



BOTTOM OF SLOPE TERMINATION

DETAIL 3

1 ROW OF STAPLES, 0.3m O.C.

0.91m MIN.



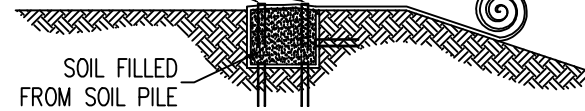
SLOPE CREST ANCHOR METHOD "A" (NO TRENCH)

DETAIL 4

DO NOT NEED TO TRENCH BLANKET IN IF IT CAN BE EXTENDED A MINIMUM OF 0.91m OVER THE CREST OF THE SLOPE.

2 ROWS OF STAPLES, STAGGERED, 0.15m O.C., EA. DIR.

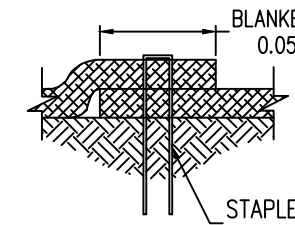
SOIL FILLED FROM SOIL PILE



SLOPE TRENCHING METHOD "B"

DETAIL 5

BLANKET OVERLAP, 0.05m-0.10m



SIDE SEAM OVERLAP STAPLE DETAIL

DETAIL 6

COPYRIGHT 2014, TERRAFIX GEOSYNTHETICS INC.

terrafix
geosynthetics inc.

455 Horner Avenue
Toronto, Ontario
M8W 4W9
Tel:(416) 674-0363

REVISIONS \ ISSUE

NO.	DATE	DESCRIPTION

Project Number

Date Drawn
07/18/2014

Scale
N.T.S.

Designed by

Drawn by

Checked by

C200
COCONUT - DOUBLE NET

TYPICAL SLOPE APPLICATION DETAIL

Sheet Number

1 OF 1